

CELL EXTRACTION KIT

No	Package	Item	Quantity
1	Package A	Sterile 50 mL Syringe	02
2		Extractor	01
3		Syringe cap	02
		18G needle	02
4		CE Extraction Buffer 25 mL	01
5		CE Washing Buffer 50 mL	02
6	Package B	SuperDigest 2,5 mL	01

Catalog number: 101

Size: 50 gram of tissue

Intended Use:

For research purposes only.

Cell Extraction Kit is a kit with consumables and chemicals for extract single cells from solid tissues included adipose tissues, umbilical cords, placenta, muscle...

Summary and Explanation:

Cell extraction kit were created to increase the extraction efficacy, this product uses the combitorial mechanisms of enzymes and machenic forces to break up the solid tissues to single cells.

The enzyme cocktails are specially desinged with high-puried collagenase with dispase.

Known Applications:

Cell extraction kit were tested with high efficacy for adipose tissues and umbilical cord tissues to collect single cells.

Reconstitution, Dilution, and Mixing:

Not applicable

Materials and Reagents Required But Not Provided:

- Washing buffer

(<http://biomedmart.org/index.php/product/productDetail/82>)

Storage and Stability:

Package A : Stored at room temperature

Package B: Store at -20°C to -40°C

Shelf life at 12 months.

Instructions for Use:

1. Warm up CE Extraction Buffer bottle at 37°C for 30 minutes.
2. Warm up CE Washing Buffer bottle at 37°C for 30 minutes.
3. Leave SuperDigest bottle at room temperature for 5 minutes to defrost.
4. *Adipose, umbilical cord or placenta tissue must be diced into small pieces (1-2 mm²). This step is considerably crucial for the tissue to be inserted into the syringe and to be pushed easily through the extractor. Using this kit on adipose tissue would be more convenient as the tissue-cutting step is not required.*
5. Wash tissue with buffer solution or Washing Buffer (*) (*DO NOT wash with CE Washing Buffer*)
6. Draw the diced tissue into the 50 mL syringe A (provided in the kit).
 - a. *If using adipose tissue and the tissue is already held inside a syringe, use the syringe containing adipose tissue directly or transfer to the syringe provided in the kit.*
 - b. *Note: only draw up maximum 40 mL of adipose tissue.*
7. Attach the needle to the syringe A and draw up all the SuperDigest solution.
8. Continue fill the syringe A with CE Extraction Buffer up to 50-60 mL.

9. Remove the needle and attach Extractor to syringe A.
10. Attach the other syringe (the second one in the kit) to the other end of the Extractor.
11. Begin extraction step by pushing the tissue from one syringe to another. Repeat 3 times. Rest for 3 minutes. Repeat this step in 15-30 minutes.
12. Once finished, transfer the suspension into an appropriate centrifuge tube.
13. Add 100 mL of CE Washing Buffer to inactivate the enzyme.
14. Close the centrifuge tube and swirl gently.
15. Centrifuge at 3000 rpm (1026 x g) for 15 minutes.
16. Collect cell pallet and wash a couple of times with Washing Buffer.
17. The cell harvested can be utilised for analysis or primary cell culture using ADSCCult Primary or MSCCult Primary

MSC Cult I	
100 mL	107
500 mL	108
Deattachment	
100 mL	120
500 mL	121
200 mL (Bag)	122

To purchase other products, please visit:

<http://biomedmart.org>

For further information: Please contact us at:

contact@sci.edu.vn

sales@sci.edu.vn

(*) CE Washing Buffer and Washing Buffer are two distinct buffers.

Precautions:

If harvested cells are used for primary culture, the cells must be stabilized in a CO₂ incubator without be touched or observed within 5 days.









Personal protective equipment is required.

Troubleshooting:

Not applicable

Explanation of symbols and warnings

The symbols on produce labels are explained below:

			
Use By:	Batch code	Keep away from light	Catalog number
			
Temperature Limitation	Consult instructions for use	Caution, consult accompanying documents	Sterilized using aseptic processing techniques

Related products

Products	Catalog No.
ADSC Cult I Primary	
100 mL	118
500 mL	119
MSC Cult I Primary	
100 mL	110
500 mL	111
ADSC Cult I	
100 mL	116
500 mL	117